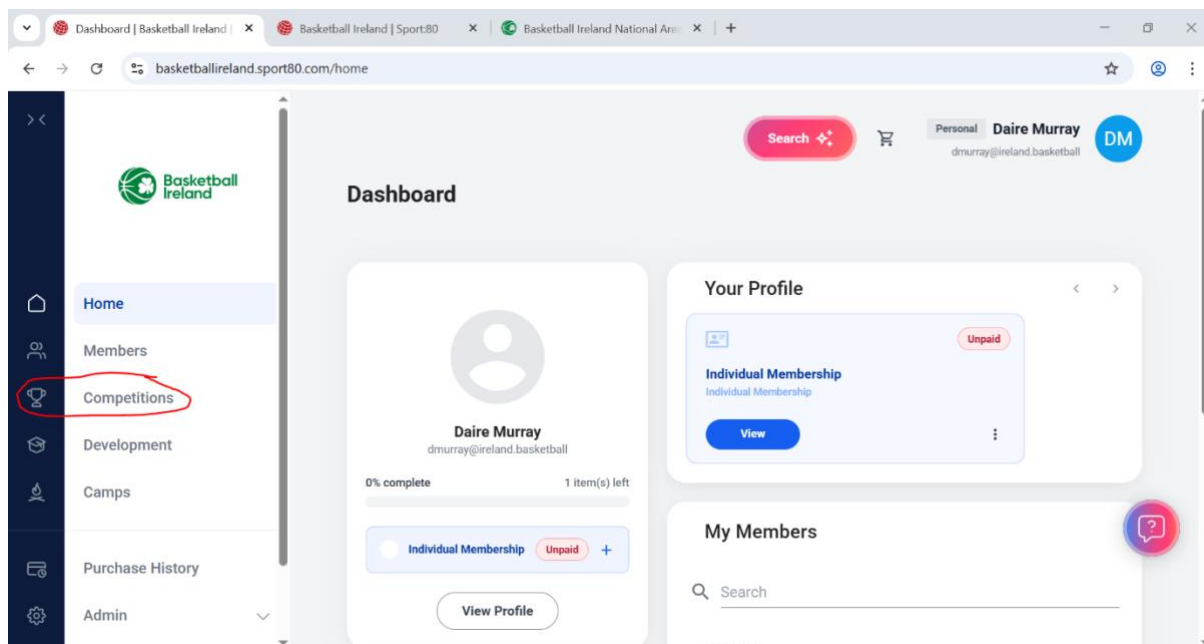
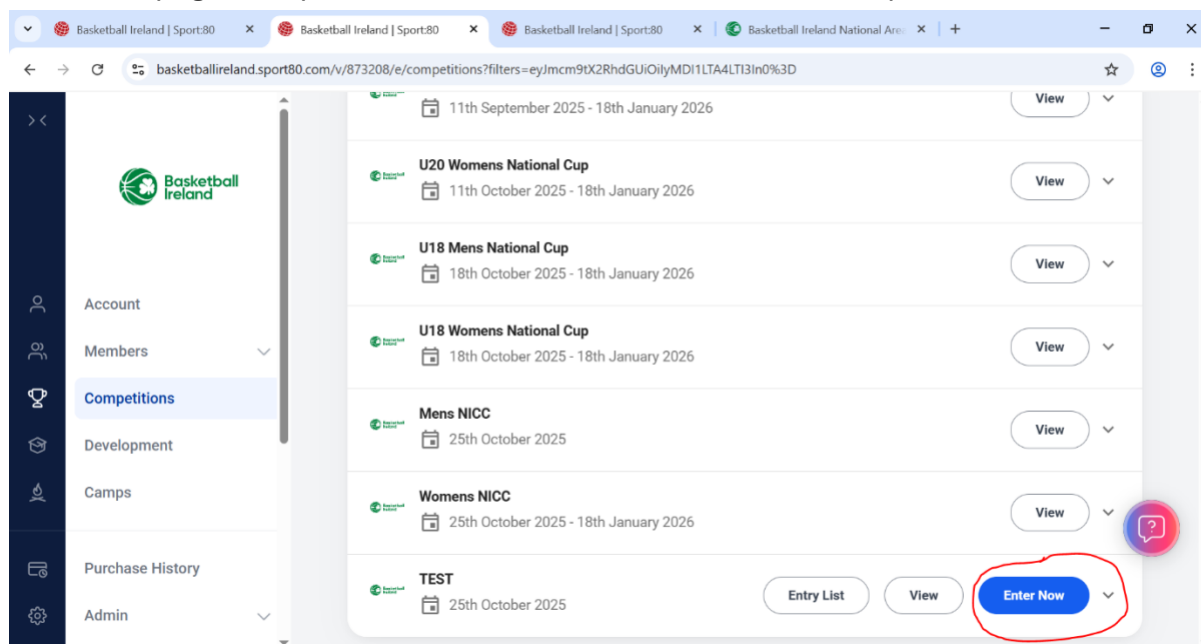


### Underage National Cup Competition Entry

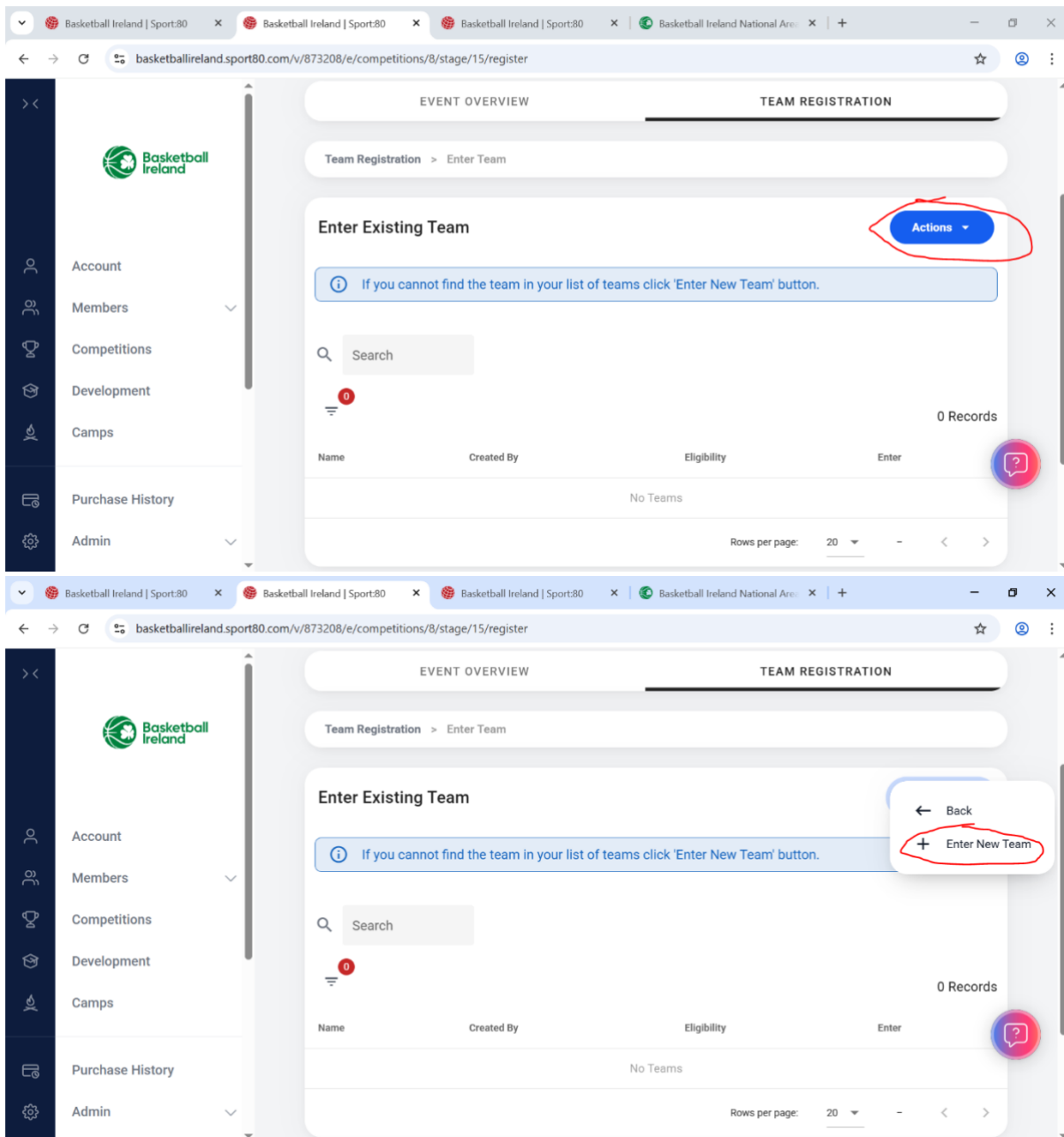
- Log into Sport:80 as the club administrator.
- Select 'Competitions' on the left-hand side of the screen (circled below).



- The below page will open. Press 'Enter Now' on the relevant competition.



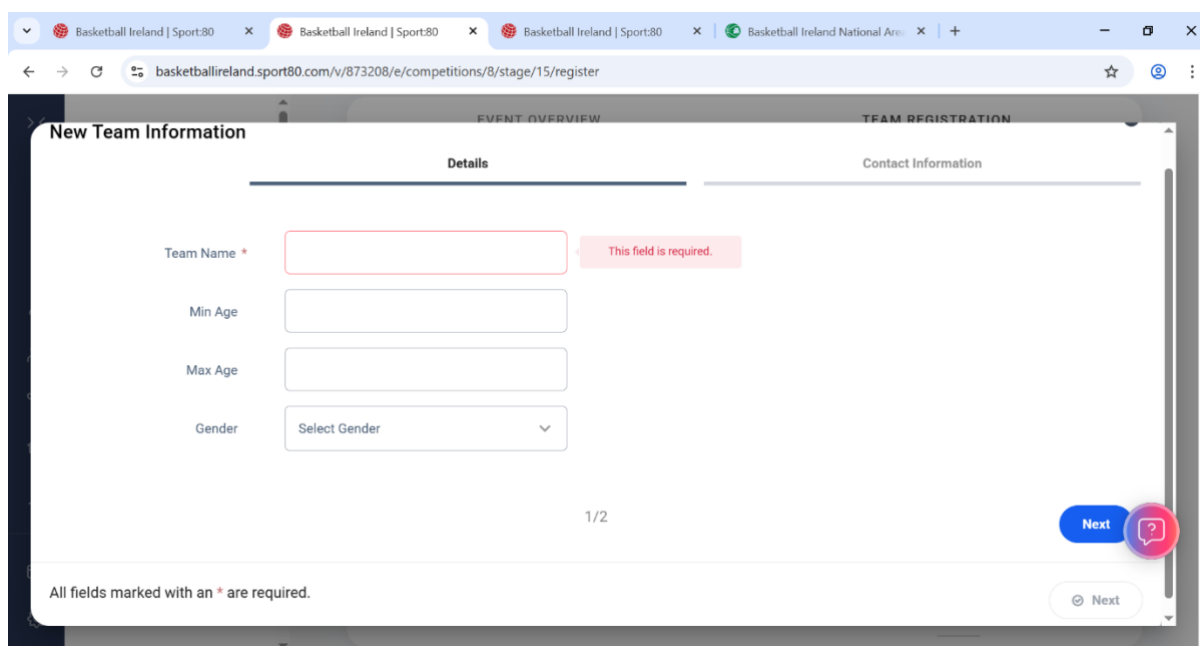
- Once here, select the blue 'Actions' box and a dropdown menu will appear. From the dropdown menu, select '+ Enter New Team'. (See two images below which display this step)



The first screenshot shows the 'TEAM REGISTRATION' tab selected. Under 'Enter Existing Team', there is a blue button labeled 'Actions' circled in red. Below it is a search bar and a table with columns: Name, Created By, Eligibility, and Enter. The table is empty, showing '0 Records' and 'No Teams'. A message box says: 'If you cannot find the team in your list of teams click 'Enter New Team' button.'

The second screenshot shows the same page, but the 'Actions' button has been clicked, revealing a dropdown menu. The menu contains two options: 'Back' and '+ Enter New Team', with the latter circled in red.

- The window below will open. Fill in all relevant details for the team that is wishing to enter the competition. Once this information is filled in, press next and fill in the contact details relevant to the specific team that is entering the competition. Once these details are filled in, click 'save' in the bottom right corner. This will save your entry form. You will be brought back to the page shown in the third image. Select the team you have just entered and you can make payment there.



The screenshot shows a web browser with multiple tabs open, including 'Basketball Ireland | Sport:80' and 'Basketball Ireland National Area'. The active page is the 'New Team Information' registration form. The form is divided into two sections: 'Details' and 'Contact Information'. The 'Details' section contains the following fields:

- Team Name \***: A text input field with a red border and a red error message: 'This field is required.'
- Min Age**: A text input field.
- Max Age**: A text input field.
- Gender**: A dropdown menu with the option 'Select Gender'.

At the bottom of the form, there is a progress indicator '1/2' and a blue 'Next' button. A footer note states: 'All fields marked with an \* are required.' There is also a 'Next' button with a question mark icon in the bottom right corner.